



ORDER HELPLINE 01268 284000

34 - 36, Bowlers Croft, Honywood Road, Basildon, Essex, SS14 3ED

Fax No. 01268 534800

Email: sales@ukstairparts.co.uk

© printed by 0845 230 1935

Specialists in Quality Staircase Components

www.ukstairparts.com

www.ukstairparts.com








UK Stairparts aim to supply you the very best quality staircase components at the lowest price possible.

As a family business manufacturing over the last 30 years we have established a large range of newel posts, newel caps, handrails, baserails and spindles, some incorporating fluting and barley twist.

All staircase designs and parts are available in Pine, Hemlock, Sapele, Ash and Oak as Standard. If you have a design of your own or you require something made in a different timber please contact us and we will help you to find a solution to your problem.

With delivery to your door across the UK, the process from order to delivery could not be easier.

Timbers

	Pine Is the least expensive material and is often used when painting your staircase.
	Hemlock Is basically pine without knots but also a little stronger, often used when varnishing or polishing to a lighter finish.
	Sapele Sapele is very strong and durable, often used when a darker finish is required.
	Ash Is also very strong and durable, often used when a lighter finish is required. It has a fairly similar grain to oak and often used as a cheaper substitute.
	Oak (American white oak) is many peoples favourite timber. Strong and durable.



Delivery
The delivery service that we supply is very much tailored to your own requirements. Whether it be a very urgent delivery by 9am the next day or just a stock order by the end of the week, we can meet your needs anywhere on mainland UK.

We will always notify you of delivery times before we proceed with an order and again the day before despatch to avoid any unexpected deliveries.



Trade Enquiries

Over 90% of turnover at UK Stairparts is supplied direct to the trade. Whether builders, carpenters, developers or staircase manufacturers, all have found that the short lead times, low prices and large stock a great help when trying to secure future business for their companies.

Account customers are welcome where accompanied by the relevant trade references. A credit card facility is also available at no extra cost, this allows customers without accounts to gain the extra 30 days credit, which we all know comes in very handy.

Please call on **01268 28 4000** or email **sales@ukstairparts.co.uk** to apply for an account:



Refund Policy

Where an order is cancelled due to no fault of 'UK Stairparts', ie personal circumstances change, a complete design alteration takes place, or a general change of heart occurs, no refunds are given.



Continuous Handrail Components Compatibility Chart

	Mopstick	Deep	Low	Superior	Heritage	Baserail	Large Deep	Large Superior	Large Baserail
L/H Volute		●			●		●		
R/H Volute		●			●		●		
Horizontal Turn	●	●	●	●	●	●	●		●
Opening Cap		●			●		●		
Straight Cap		●			●		●		
Horizontal Cap Turn		●			●		●		
Down Ramp	●	●			●		●		
Up Ramp	●	●			●		●		
Vertical Turn		●			●		●		
Scroll End	●	●	●	●	●		●	●	

- - denotes availability

Notes

[illegible]

Spindles



Stop Ovolo

We produce a large range of spindles that will compliment every staircase, whether it be a modern or a traditional design.



Twist

If you do not find what you're looking for in our range, you may have a design of your own or an existing pattern to be matched, we can copy this for you from a photograph, drawing or your old spindle.



Chamfered

The spindles are available in 4 different thicknesses (32mm, 35mm, 41mm and 50mm square) although you will notice that there is more choice the thicker the spindle size. This is because some of the patterns are so intricate that only the larger size are strong enough.



Provincial

Spindles come in 2 different lengths (900mm & 1100mm). The 900mm long spindles are used for the staircase and the 1100mm long spindles are used for the landing sections & cut string staircases.



Fluted

All our products are available in 5 different timbers.
PINE, HEMLOCK, SAPELE, ASH & OAK.

Design your own

Remember:- If you do not find a design within our standard range that you like... **Design your own**

Woodturning

All types of woodturning undertaken, from kitchen pillasters to chair legs.
Use your own timber or ours. To your designs via simple drawings or patterns.

32mm² Spindles (900mm or 1100mm)








35mm² Spindles (900mm or 1100mm)




















Blank	Stop Chamfered	Stop Ovolo	Georgian	Traditional	Georgian Fluted
					

41mm² Spindles (900mm or 1100mm)

Blank	Stop Chamfered	Stop Ovolo	Georgian	Colonial	Oxford Fluted
					

Colonial Fluted	Georgian Fluted	Oxford	Twist	Provincial	Edwardian
					

Accessories

 ©Low Profile Handrail Endcap Available in Brass, Satin Chrome, Polished Chrome and Black	 ©Deep Profile Handrail Endcap Available in Brass, Satin Chrome, Polished Chrome and black	 ©Superior Profile Handrail Endcap Available in Brass, Satin Chrome, Polished Chrome and black	 Mopstick Handrail 'Metal' Endcap 50mm² Available in Black, Brass, Satin Chrome and Polished Chrome
 Heritage Handrail Endcap Available in Brass, Satin Chrome, Polished Chrome and Black	 Heavy Duty Satin Chrome Bracket	 Heavy Duty Polished Brass Bracket	 Heavy Duty Black Metal Bracket
 Epoxy White Bracket	 Satin Anodised Bracket	 Stainless Steel Bracket	 Heavy Duty Polished Chrome Bracket
 Handrail to Handrail Joining Kit	 1/2" End Grain Plugs (20) (1" Plugs Available)	 Wood Filler	 Handrail to Post Fixing Kit
 50mm Drill Bit	 All Purpose Nitromors	 Mylands Clear Wax	 Rustins Satin Varnish
 Curtail Steps (Available as a double ended)		 Cover Plugs	 Mopstick Handrail End Cap
		 Wall Patrice	 Moulded Infill

The furniturepeople

Group of Companies:



THE OAK WAREHOUSE



SIMPLY CANE



Registered office telephone: 01268 534700
www.thefurniturepeople.com

Oak Flooring - Oak Treads & Risers



Engineered Oak Stair Treads & Risers

Our solid engineered oak treads are fantastic in both quality and price. Our solid oak treads are available in three sizes. With their generous dimensions of 22mm thick x 275mm deep x 1050mm wide, the standard solid oak treads will be suitable for most staircases. We also stock the larger solid oak treads which are 1.2m wide and ideal for the wider staircase, along with the extra large solid engineered oak treads that are ideal for the bigger staircases, along with the more unusual shaped staircases. The oak treads have a bullnose moulded front edge and come pre grooved underneath with a 15mm wide slot to take the solid oak 'Risers'. 25mm thick treads are also now available.

You can also add that extra bit of quality to your oak staircase by using our solid engineered oak 'risers'. Our solid oak risers are available in two sizes. At 1.05m wide the standard solid oak riser will be suitable for the majority of staircases, however, at 1.2m wide the larger solid oak risers are ideal for the wider staircase. With dimensions of 15mm thick x 219 high, all of our solid engineered oak 'risers' should be suitable for most staircases. The oak 'risers' simply slot into the 15mm wide groove on the underside of your solid oak stair 'tread'.

Standard Tread sizes

22mm x 275mm x 1050mm
22mm x 275mm x 1.2m
25mm x 275mm x 1050mm
22mm x 400mm x 1.2m

Standard Riser sizes

15mm x 219mm x 1000mm
15mm x 219mm x 1.2m

Engineered Oak Flooring

With its natural warmth, insulation properties, durability, ease of working and pleasant feel and beauty, our engineered oak flooring has become a major hit with floor layers throughout the country. Our engineered oak flooring, with its wide planks and 21mm thickness, offer warmth in winter and coolness in summer. At 21mm thick our engineered oak flooring can be laid directly onto floor joists, concrete floors or heated floors.

Engineered oak flooring can effortlessly grace any interior space. Engineered oak flooring can be used in everything from living rooms to boardrooms and from school assembly halls to restaurants. Our engineered oak flooring offers fantastic value, durability and provides a hygienic and easily maintained architectural flooring solution and all at fantastic price.



- 21mm Thick Engineered Flooring

- 6mm Oak Top Layer

- 15mm Eucalyptus multiply base

- European 'Rustic' Oak

- UV Cured Oil Finish

- 189mm Wide boards

- 1.86m Long Boards (25% shorter)


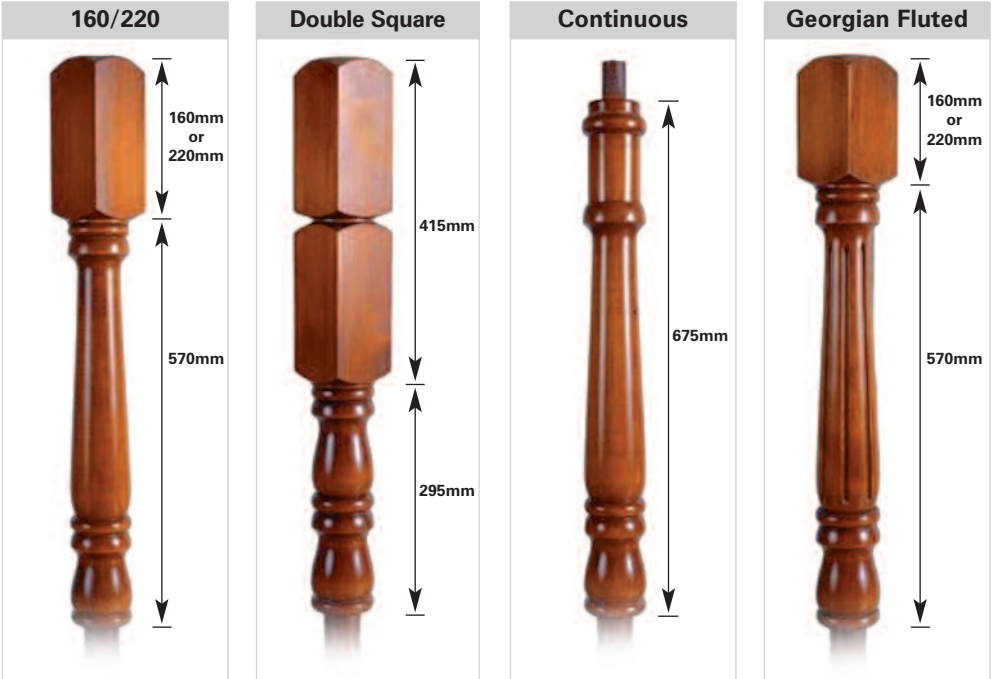


90mm Pin Newel (Also Available in halves)

Newel posts are available as a FULL or PIN newel. ALL posts are available in 83mm or 90mm square and most posts have a 160mm or 220mm top square (where the handrail fixes). All Posts and Caps are available in Halves (for wall fixings).

FULL Newel means including the bottom square. It comes from 1 piece of timber.

PIN Newel is used when there is already a base post in the staircase. This saves a lot of work and is equally as strong once fixed.



Please note:
All patterns, ie, **Twist & Provincial** etc are available in all post sizes, ie: 160/220/314/ pulpit etc.

Pulpit Newel This is a shortened double square pin newel and might be required where an up coming hand rail meets the post below the turning, e.g on the inside corner of a 90° winding turn.

160 Pin Newel - Opening newel at the bottom of a staircase


220 Pin Newel - Used on landings, especially where the horizontal landing rail meets an up coming sloping hand rail

314 Pin Newel - Special situations where hand rails meet at different heights

Double Square Pin Newel - Used on the inside corner of quarter landing where the staircase turns through 90 degrees

Continuous Pin Newel - Used in conjunction with the traditional range of continuous rail fittings

Baseposts (Also available in halves)




90mm Full Newels (Also available in halves)

FULL NEWELS AVAILABLE IN ALL DESIGNS

Full Newel



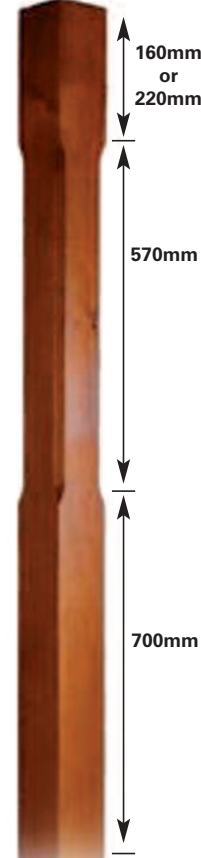
Full Newel Fluted




Blank Newel




Stop Chamfered



Stop Ovolo



Volute



Newel Caps
(Suitable for 90mm posts)
(Also available in halves)

Mushroom Cap



Flat Cap



Ball Cap



Acorn Cap



Pyramid Cap



Square Acorn



Burger Cap



Chrome Stairparts - see website for full range

Evolution Range



End Cap



Newel cap



Handrail connector



Base collar



Intermediate connector



End connector



Chrome Stairparts - see website for full range

Origin Range



Handrails & Baserails

Handrails are available at any lengths you require.
All handrail and baserail includes standard infill.


Deep Handrail



Superior Handrail



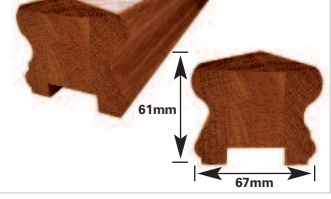
Low Profile Handrail




Mopstick Handrail - 50mm dia



Heritage Handrail



Baserail



Moulded Infill / Standard Infill



Continuous Handrail Components - See compatibility chart at back of brochure

Volute - Left hand



Volute - Right hand



Horizontal Turn



Opening Cap



Horizontal Turn Cap



Baserail Horizontal Turn



Continuous - Straight cap



Down Ramp



Up Ramp



Vertical Turn



Continuous - Scroll End



Ball Cap




Base conector



Universal handrail connector



Chrome tube & bracket




Chrome buttons



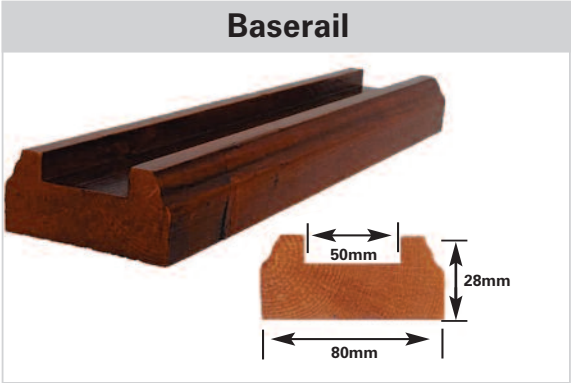
Landing return bracket



Larger Spindles (50mm Square)



Larger Handrails & Baserails




Larger Pin Newals (115mm square)

Manor range pin newals available in all configurations (see standard pin newals for sizes)



Larger Baseposts (115mm Square)



Larger Caps (Suitable for 115mm posts)

